

SECTION Y-Y

- NOTES:
- MATERIAL: HOUSING: NYLON 4/6 30% G.F., UL 94 V-0, NATURAL (BEIGE)  
TERMINAL- CARTRIDGE BRASS (0.28)/0.11 REF THICK
  - PLATING:  
TIN: TIN (3-5UM)/120uin-200uin OVER (1.27um)/51uin MIN NICKEL.  
GOLD: (0.76UM)/30UIN SELECTIVE GOLD AND (0.10-0.20UM)/4UIN-8UIN GOLD FLASH OVER (1.27UM)/50UIN NICKEL UNDERCOAT
  - MATES WITH MOLEX 90327 PART SERIES
  - ALL SMT TAILS TO LIE WITHIN A COPLANARITY BAND OF (0.0)/.0 - (0.10)/.004 REF. FROM EACH OTHER.
  - FOR TAPE & REEL PACKAGING DETAILS SEE SDA-90814-9001
  - PCB PEGS ARE OPTIONAL
  - PCB LAYOUT SHOWN ON SHEET 2

90814 - \*\*

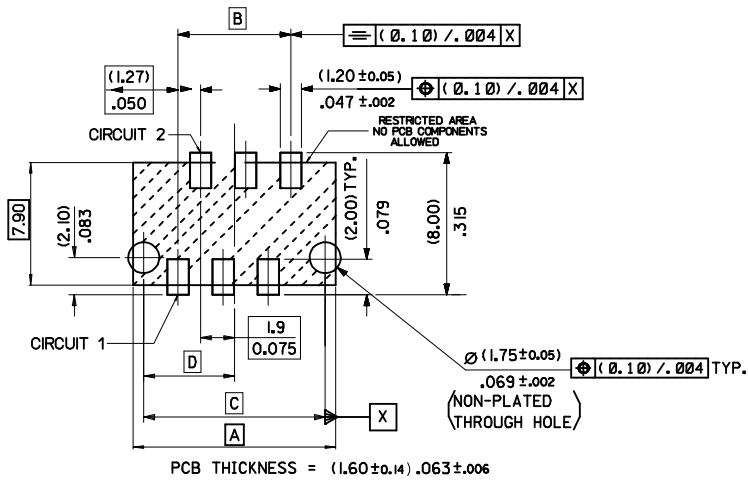
CIRCUIT SIZE

	PCB PEGS	TUBE PACKED	TAPE & REEL PACKED	POLARIZING PEG HEIGHT DIM. E
0	YES	YES	NO	(6.40)/.252
2	YES	NO	YES	(6.40)/.252
3	NO	YES	NO	(6.40)/.252
5	NO	NO	YES	(6.40)/.252
6	NO	YES	NO	(4.10)/.161
7	NO	NO	YES	(4.10)/.161
8	YES	YES	NO	(4.10)/.161
9	YES	NO	YES	(4.10)/.161

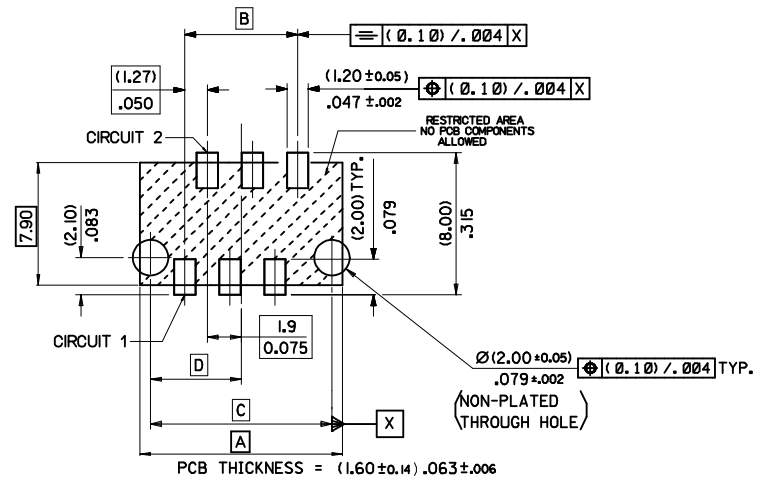
0= (3-5UM)/120-200UIN TIN VERSION  
3= (0.76UM)/30UIN GOLD VERSION

90814-**-34	34	(46.96)/1.849	(41.91)/1.650	(45.76)/1.802	10	NO
90814-**-26	26	(36.80)/1.449	(31.75)/1.250	(35.60)/1.402	14	YES
90814-**-24	24	(34.26)/1.349	(29.21)/1.150	(33.06)/1.302	15	YES
90814-**-22	22	(31.72)/1.249	(26.67)/1.050	(30.52)/1.202	16	YES
90814-**-20	20	(29.18)/1.149	(24.13)/.950	(27.98)/1.102	18	YES
90814-**-18	18	(26.64)/1.049	(21.59)/.850	(25.44)/1.002	20	YES
90814-**-16	16	(24.10)/.949	(19.05)/.750	(22.90)/.902	22	YES
90814-**-14	14	(21.56)/.849	(16.51)/.650	(20.36)/.802	25	YES
90814-**-12	12	(19.02)/.749	(13.97)/.550	(17.82)/.702	28	YES
90814-**-10	10	(16.48)/.649	(11.43)/.450	(15.28)/.602	32	YES
90814-**-08	8	(13.94)/.549	(8.89)/.350	(12.74)/.502	38	YES
90814-**-06	6	(11.40)/.449	(6.35)/.250	(10.20)/.402	46	YES
90814-**-04	4	(8.86)/.349	(3.81)/.150	(7.66)/.302	60	YES
PART NO.	NUMBER OF CKTS	DIMN. A	DIMN. B	DIMN. C	QUANTITY OF PARTS PER TUBE (-0**/-*3**/-*6** & -*8** VERSIONS)	TOOLED

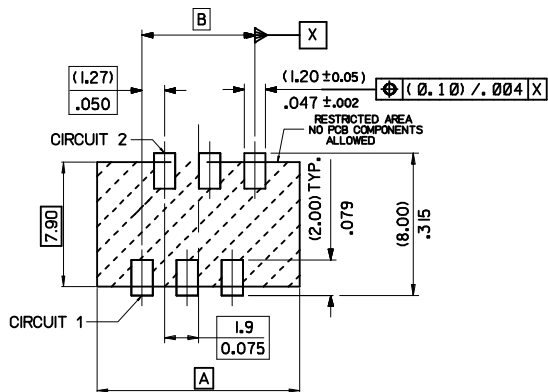
REDUCED CO-PL TOL EC NO: E2007-0304 DRWN: IDEENEHY 2006/11/07 CHKD: DMORLARTY 2006/11/07 APPR: IDEENEHY 2006/11/13	QUALITY SYMBOLS	GENERAL TOLERANCES (UNLESS SPECIFIED)	DIMENSION STYLE	SCALE	DESIGN UNITS	THIRD ANGLE PROJECTION
	$\nabla=0$ $\nabla=0$	mm INCH 4 PLACES ± --- ± --- 3 PLACES ± --- ±.004 2 PLACES ±0.10 ± --- 1 PLACE ± --- ± --- ANGULAR ±1/2°	MM/IN	5:1	METRIC	
	DESCRIPTION	DRAFT WHERE APPLICABLE MUST REMAIN WITHIN DIMENSIONS	DRAWN BY DATE DMCNAMAR 2001/08/16 CHECKED BY DATE PCURT IN 2001/08/16 APPROVED BY DATE MWILHITE 2001/08/16	TITLE PICO FLEX SMT HEADER		
	REV		SEE CHART	MATERIAL NO. DOCUMENT NO. SDA-90814		MOLEX INCORPORATED SHEET NO. 1 OF 2



PCB LAYOUT FOR TRANSITION FIT WITH PCB PEGS  
 HEADER VERSIONS 90814-0\*\*/-\*2\*\*/-\*8\*\*/-\*9\*\*,  
 VIEWED FROM COMPONENT SIDE



PCB LAYOUT FOR CLEARANCE FIT WITH PCB PEGS  
 HEADER VERSIONS 90814-0\*\*/-\*2\*\*/-\*8\*\*/-\*9\*\*,  
 VIEWED FROM COMPONENT SIDE



PCB THICKNESS = (1.60 ± 0.14) .063 ± 0.006

PCB LAYOUT FOR HEADERS WITHOUT PCB PEGS  
 HEADER VERSIONS 90814-3\*\*/-\*5\*\*/-\*6\*\*/-\*7\*\*,  
 VIEWED FROM COMPONENT SIDE

90814-0034	34	(46.96)/1.849	(41.91)/1.650	(45.76)/1.802	(22.88)/.901
90814-0026	26	(36.80)/1.449	(31.75)/1.250	(35.60)/1.402	(17.80)/.701
90814-0024	24	(34.26)/1.349	(29.21)/1.150	(33.06)/1.302	(16.53)/.651
90814-0022	22	(31.72)/1.249	(26.67)/1.050	(30.52)/1.202	(15.26)/.601
90814-0020	20	(29.18)/1.149	(24.13)/.950	(27.98)/1.102	(13.99)/.551
90814-0018	18	(26.64)/1.049	(21.59)/.850	(25.44)/1.002	(12.72)/.501
90814-0016	16	(24.10)/.949	(19.05)/.750	(22.90)/.902	(11.45)/.451
90814-0014	14	(21.56)/.849	(16.51)/.650	(20.36)/.802	(10.18)/.401
90814-0012	12	(19.02)/.749	(13.97)/.550	(17.82)/.702	(8.91)/.351
90814-0010	10	(16.48)/.649	(11.43)/.450	(15.28)/.602	(7.64)/.301
90814-0008	8	(13.94)/.549	(8.89)/.350	(12.74)/.502	(6.37)/.251
90814-0006	6	(11.40)/.449	(6.35)/.250	(10.20)/.402	(5.10)/.201
90814-0004	4	(8.86)/.349	(3.81)/.150	(7.66)/.302	(3.83)/.151
PART NO.	NUMBER OF CKTS	DIMN. A	DIMN. B	DIMN. C	DIMN. D

ADDED PART FOOTPRINT EC NO: E2009-0235 DRAWN:BYRNES 2008/11/07 CHKD: 2008/11/10 APPR: WALLACE 2008/11/10	QUALITY SYMBOLS ▽=0 ▽=0	GENERAL TOLERANCES (UNLESS SPECIFIED)	DIMENSION STYLE MM ONLY	SCALE 5:1	DESIGN UNITS METRIC	THIRD ANGLE PROJECTION
	4 PLACES ± --- ± --- 3 PLACES ± --- ± --- 2 PLACES ± 0.10 ± --- 1 PLACE ± 0.2 ± --- ANGULAR ± 1/2°	mm INCH	DRAWN BY DMCNAMAR	DATE 2001/08/23	TITLE PICOFLEX SMT HEADER	MATERIAL NO. DOCUMENT NO.
DRAFT WHERE APPLICABLE MUST REMAIN WITHIN DIMENSIONS	SEE CHART	APPROVED BY BMAGUIRE	DATE 2001/08/23	MOLEX INCORPORATED		
SIZE A 2		THIS DRAWING CONTAINS INFORMATION THAT IS PROPRIETARY TO MOLEX INCORPORATED AND SHOULD NOT BE USED WITHOUT WRITTEN PERMISSION		SDA-90814		SHEET NO. 2 OF 2